






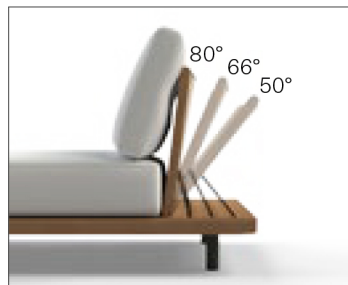


Come calcolare il prezzo dei divani PHILIA/How to calculate the price of PHILIA sofas

01 Base	02 Seat cushions	03 Backrest/Armrest		04 Back/Arm cushions		05 Final composition price
<p>Scegliere il modulo di base (PHILIA 201, 202, 203, 204, 210, 301, 302, 303, 304, 310, 400, 401, 402).</p> <p>Choose the base module (PHILIA 201, 202, 203, 204, 210, 301, 302, 303, 304, 310, 400, 401, 402).</p>	<p>Aggiungere i cuscini di seduta nella categoria di prezzo del tessuto selezionato.</p> <p>Add the seat cushions in the category price of the fabric selected.</p>	<p>Aggiungere gli schienali/braccioli (PHILIA 101) nella categoria di prezzo del tessuto selezionato.</p> <p>Add the backrests/armrests (PHILIA 101) in the price category of the fabric selected.</p>		<p>Aggiungere il cuscino/i di schienale e bracciolo nella categoria di prezzo del tessuto selezionato.</p> <p>Add the back and arm cushions in the category price of the selected fabric.</p>		
						
<p>PHILIA 310 3-seater sofa module</p>	<p>3 x PHILIA seat cushion cat. HD1</p>	<p>3x PHILIA 101 backrest</p>	<p>2x PHILIA 101 backrest</p>	<p>3x cushion PHILIA back cat. HD1</p>	<p>2x cushion PHILIA arm cat. HD1</p>	

Philia, matching modules/backrests

Lo schienale/bracciolo è reclinabile in 3 posizioni e può essere posizionato sul deck dei moduli in corrispondenza di ogni seduta.
 The backrest/armrest is reclining in 3 positions and can be positioned on the module deck at each seat.



Philia

IT
STRUTTURA: teak
SOSTEGNO SEDUTA: acciaio inox verniciato a polvere e batyline
PIEDINI: acciaio inox verniciato a polvere

FR
STRUCTURE: teak
SUPPORT D'ASSISE: acier inox peint à poudre et batyline
PIEDS: acier inox peint à poudre

ES
ESTRUCTURA: teca
SOPORTE DE ASIENTO: acero inoxidable pintado con polvo y batyline
PATAS: acero inoxidable pintado con polvo

EN
STRUCTURE: teak
SEAT SUPPORT: powder coated stainless steel and batyline
FEET: powder coated stainless steel

DE
STRUKTUR: Teak
AUFLAGEFLÄCHE FÜR DEN SITZ: Pulverbeschichteter Edelstahl und Batyline
FÜSSE: Pulverbeschichteter Edelstahl


Teak	
	PHLXXX-01
	Structure: 01 Teak

IT Prodotto in teak certificato 100% FSC™
EN Product in 100% FSC™ certified teak
FR Produit en teak certifié 100% FSC™
DE Produkt aus 100% FSC™ – zertifiziertem Teakholz erhältlich
ES Producto en teca 100% certificada FSC™



PHILIA 201 2-seater left module

Code PHL201-01



48 kg

Structure

Cushion PHILIA seat (2× needed)

8 kg

cat. HD1 CSHD - PHL000 - XXX


cat. HD2 CSHD - PHL000 - XXX

cat. HD CF CSHD - PHL000 - CF

storage cover SC - PHL201

PHILIA 202 2-seater right module

Code PHL202-01



48 kg

Structure

Cushion PHILIA seat (2× needed)

8 kg

cat. HD1 CSHD - PHL000 - XXX

cat. HD2 CSHD - PHL000 - XXX


cat. HD CF CSHD - PHL000 - CF

storage cover SC - PHL202

Philia

PHILIA 203 2-seater left deck module

Code PHL203-01



54 kg

Structure

Cushion PHILIA seat (2× needed)

8 kg

cat. HD1 CSHD - PHL000 - XXX

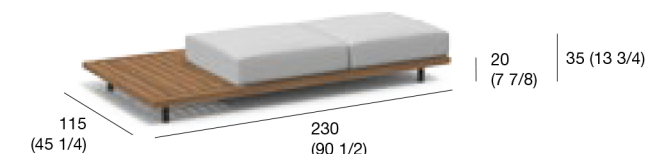
cat. HD2 CSHD - PHL000 - XXX

cat. HD CF CSHD - PHL000 - CF

storage cover SC - PHL203

PHILIA 204 2-seater right deck module

Code PHL204-01



54 kg

Structure

Cushion PHILIA seat (2× needed)

8 kg

cat. HD1 CSHD - PHL000 - XXX

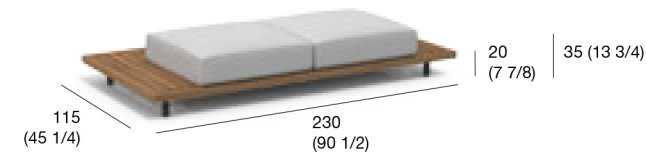
cat. HD2 CSHD - PHL000 - XXX

cat. HD CF CSHD - PHL000 - CF

storage cover SC - PHL204

PHILIA 210 2-seater sofa module

Code PHL210-01



56 kg

Structure

Cushion PHILIA seat (2× needed)

8 kg

cat. HD1 CSHD - PHL000 - XXX

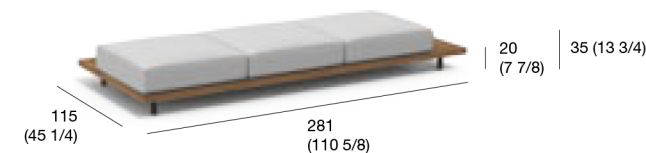
cat. HD2 CSHD - PHL000 - XXX

cat. HD CF CSHD - PHL000 - CF

storage cover SC - PHL210

PHILIA 301 3-seater left module

Code PHL301-01



65 kg

Structure

Cushion PHILIA seat (3× needed)

8 kg

cat. HD1 CSHD - PHL000 - XXX

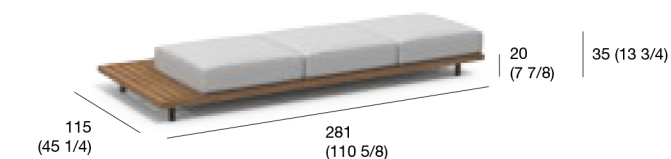
cat. HD2 CSHD - PHL000 - XXX

cat. HD CF CSHD - PHL000 - CF

storage cover SC - PHL301

PHILIA 302 3-seater right module

Code PHL302-01



65 kg

Structure

Cushion PHILIA seat (3× needed)

8 kg

cat. HD1 CSHD - PHL000 - XXX

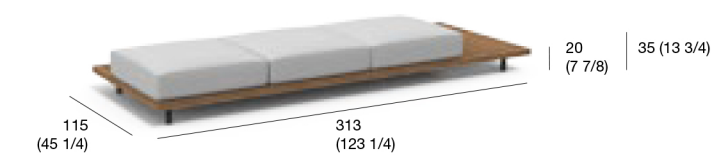
cat. HD2 CSHD - PHL000 - XXX

cat. HD CF CSHD - PHL000 - CF

storage cover SC - PHL302

PHILIA 303 3-seater left deck module

Code PHL303-01



71 kg

Structure

Cushion PHILIA seat (3× needed)

8 kg

cat. HD1 CSHD - PHL000 - XXX

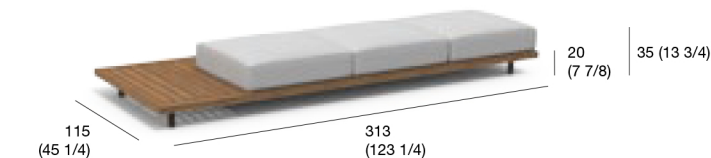
cat. HD2 CSHD - PHL000 - XXX

cat. HD CF CSHD - PHL000 - CF

storage cover SC - PHL303

PHILIA 304 3-seater right deck module

Code PHL304-01



71 kg

Structure

Cushion PHILIA seat (3× needed)

8 kg

cat. HD1 CSHD - PHL000 - XXX

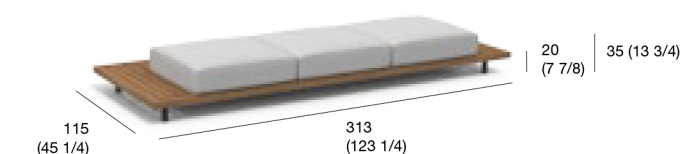
cat. HD2 CSHD - PHL000 - XXX

cat. HD CF CSHD - PHL000 - CF

storage cover SC - PHL304

PHILIA 310 3-seater sofa module

Code PHL310-01



73 kg

Structure

Cushion PHILIA seat (3× needed)

8 kg

cat. HD1 CSHD - PHL000 - XXX

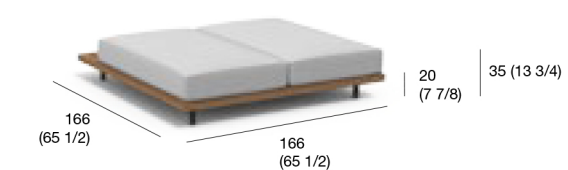
cat. HD2 CSHD - PHL000 - XXX

cat. HD CF CSHD - PHL000 - CF

storage cover SC - PHL310

PHILIA 400 2-seater central chaise longue

Code PHL400-01



52 kg

Structure

Cushion PHILIA seat chaise longue (2× needed)

14 kg

cat. HD1 CSHD - PHL400 - XXX


cat. HD2 CSHD - PHL400 - XXX

cat. HD CF CSHD - PHL400 - CF

storage cover SC - PHL400

PHILIA 401 1-seater left chaise longue

Code PHL401-01



43 kg

Structure

Cushion PHILIA seat chaise longue (1× needed)

14 kg

cat. HD1 CSHD - PHL400 - XXX


cat. HD2 CSHD - PHL400 - XXX

cat. HD CF CSHD - PHL400 - CF

storage cover SC - PHL401

PHILIA 402 1-seater right chaise longue

Code PHL402-01



43 kg

Structure

Cushion PHILIA seat chaise longue (1× needed)

14 kg

cat. HD1 CSHD - PHL400 - XXX

cat. HD2 CSHD - PHL400 - XXX

cat. HD CF CSHD - PHL400 - CF

storage cover SC - PHL402

<p>IT STRUTTURA: teak SCHIENALE: batyline e cinghie</p>	<p>FR STRUCTURE: teak DOSSIER: batyline et sangles</p>	<p>ES ESTRUCTURA: teca RESPALDO: batyline e correas</p>
<p>EN STRUCTURE: teak BACKREST: batyline and belts</p>	<p>DE STRUKTUR: Teak RÜCKENSTÜTZE: Batyline und Gurtung</p>	

Teak		Teak	
BELT GREY + BATYLINE GREY	PHL101-01-01-01 Structure: 01 Teak Batyline: 01 Grey Belt: 01 Grey	BELT BLUE + BATYLINE NAVY	PHL101-01-10-07 Structure: 01 Teak Batyline: 10 Navy Belt: 07 Blue
BELT SAND + BATYLINE SAND	PHL101-01-02-02 Structure: 01 Teak Batyline: 02 Sand Belt: 02 Sand	BELT ORANGE + BATYLINE ORANGE	PHL101-01-11-08 Structure: 01 Teak Batyline: 11 Ginger Belt: 08 Orange
BELT BROWN + BATYLINE BROWN	PHL101-01-03-03 Structure: 01 Teak Batyline: 03 Brown Belt: 03 Brown	BELT SKY + BATYLINE SKY	PHL101-01-09-09 Structure: 01 Teak Batyline: 09 Sky Belt: 09 Sky
BELT OLIVE + BATYLINE OLIVE	PHL101-01-06-06 Structure: 01 Teak Batyline: 06 Olive Belt: 06 Olive		

<p>IT STRUTTURA: teak PIEDINI: acciaio inox verniciato a polvere</p>	<p>FR STRUCTURE: teak PIEDS: acier inox peint à poudre</p>	<p>ES ESTRUCTURA: teca PATAS: acero inoxidable pintado con polvo</p>
<p>EN STRUCTURE: teak FEET: powder coated stainless steel</p>	<p>DE STRUKTUR: teak FÜSSE: Pulverbeschichteter Edelstahl</p>	

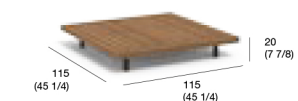
Teak	
	PHL900-01
	Structure: 01 Teak

IT	Prodotto in teak certificato 100% FSC™
EN	Product in 100% FSC™ certified teak
FR	Produit en teak certifié 100% FSC™
DE	Produkt aus 100% FSC™ – zertifiziertem Teakholz erhältlich
ES	Producto en teca 100% certificada FSC™



PHILIA 900 coffee table

Code PHL900-01



29 kg

storage cover SC-PHL900



PHILIA 101 backrest/armrest

Code PHL101-01-XX-XX

Structure

Cushion PHILIA back (1x needed)

2 kg

cat. HD1	CBHD - PHL - XXX
cat. HD2	CBHD - PHL - XXX
cat. HD CF	CBHD - PHL - CF



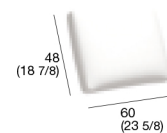
5,5 kg

Cushion DECO*

Cushion DECO 604 - suggested for Philia armrest


1,5 kg


cat. HD1	CDHD - DEC604 - XXX
cat. HD2	CDHD - DEC604 - XXX
cat. HD CF	CDHD - DEC604 - CF





* All DECO cushions pages 188-190

Philia, sofa compositions

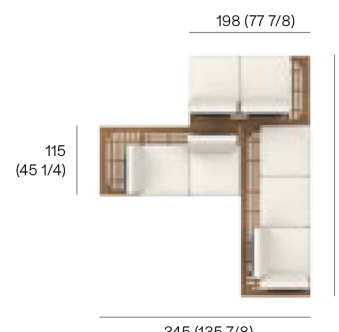
1 PHILIA, sofa composition			Category	Total price	
 <p>313 (123 1/4)</p> <p>115 (45 1/4)</p>	1 x PHILIA 310 3-seater sofa module	PHL310-XX	+	cat. HD1	15.650,00 €
	3 x Cushion PHILIA seat	CSHD - PHL000 - XXX	+	cat. HD2	16.365,00 €
	5 x PHILIA 101 backrest	PHL101-XX-XX	+		
	3 x Cushion PHILIA back	CBHD - PHL - XXX	+		
2 x Cushion PHILIA arm	CAHD - PHL - XXX				

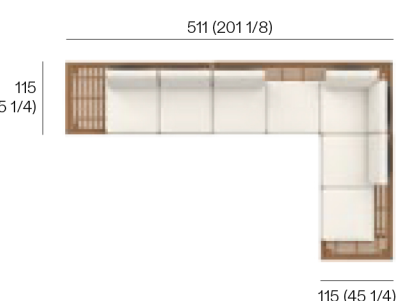
2 PHILIA, sofa composition			Category	
 <p>396 (155 7/8)</p> <p>115 (45 1/4)</p> <p>166 (65 1/2)</p> <p>115 (45 1/4)</p>	1 x PHILIA 304 3-seater right deck module	PHL304-XX	+	cat. HD1
	1 x PHILIA 401 1-seater left chaise longue	PHL401-XX	+	cat. HD2
	3 x Cushion PHILIA seat	CSHD - PHL000 - XXX	+	
	1 x Cushion PHILIA seat chaise longue	CCLHD - PHL000 - XXX	+	
	4 x PHILIA 101 backrest	PHL101-XX-XX	+	
4 x Cushion PHILIA back	CBHD - PHL - XXX			


3 PHILIA, sofa composition			Category	
 <p>428 (168 1/2)</p> <p>115 (45 1/4)</p>	1 x PHILIA 210 2-seater sofa module	PHL210-XX	+	cat. HD1
	1 x PHILIA 201 2-seater left module	PHL201-XX	+	cat. HD2
	4 x Cushion PHILIA seat	CSHD - PHL000 - XXX	+	
	5 x PHILIA 101 backrest	PHL101-XX-XX	+	
	3 x Cushion PHILIA back	CBHD - PHL - XXX	+	
	2 x Cushion PHILIA arm	CAHD - PHL - XXX		

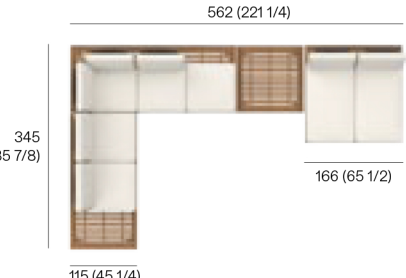
4 PHILIA, sofa composition			Category	
 <p>396 (155 7/8)</p> <p>115 (45 1/4)</p> <p>166 (65 1/2)</p> <p>166 (65 1/2)</p>	1 x PHILIA 210 2-seater sofa module	PHL210-XX	+	cat. HD1
	2 x Cushion PHILIA seat	CSHD - PHL000 - XXX	+	cat. HD2
	1 x PHILIA 400 2-seater central chaise longue	PHL400-XX	+	
	2 x Cushion PHILIA seat chaise longue	CCLHD - PHL000 - XXX	+	
	5 x PHILIA 101 backrest	PHL101-XX-XX	+	
	4 x Cushion PHILIA back	CBHD - PHL - XXX	+	
	1 x Cushion PHILIA arm	CAHD - PHL - XXX		

Philia, sofa compositions

5 PHILIA, sofa composition			Category	
 <p>198 (77 7/8)</p> <p>115 (45 1/4)</p> <p>396 (155 7/8)</p> <p>345 (135 7/8)</p>	1 x PHILIA 204 2-seater right deck module	PHL204-XX	+	cat. HD1
	1 x PHILIA 202 2-seater right module	PHL202-XX	+	cat. HD2
	1 x PHILIA 302 3-seater right module	PHL302-XX	+	
	7 x Cushion PHILIA seat	CSHD - PHL000 - XXX	+	
	6 x PHILIA 101 backrest	PHL101-XX-XX	+	
	5 x Cushion PHILIA back	CBHD - PHL - XXX	+	
	1 x Cushion PHILIA arm	CAHD - PHL - XXX		


6 PHILIA, sofa composition			Category	
 <p>511 (201 1/8)</p> <p>115 (45 1/4)</p> <p>313 (123 1/4)</p> <p>115 (45 1/4)</p>	1 x PHILIA 204 2-seater right deck module	PHL204-XX	+	cat. HD1
	1 x PHILIA 301 3-seater left module	PHL301-XX	+	cat. HD2
	1 x PHILIA 201 2-seater left module	PHL201-XX	+	
	7 x Cushion PHILIA seat	CSHD - PHL000 - XXX	+	
	6 x PHILIA 101 backrest	PHL101-XX-XX	+	
	5 x Cushion PHILIA back	CBHD - PHL - XXX	+	
	1 x Cushion PHILIA arm	CAHD - PHL - XXX		

7 PHILIA, sofa composition			Category	
 <p>511 (201 1/8)</p> <p>345 (135 7/8)</p> <p>115 (45 1/4)</p> <p>115 (45 1/4)</p>	2 x PHILIA 204 2-seater right deck module	PHL204-XX	+	cat. HD1
	1 x PHILIA 302 3-seater right module	PHL302-XX	+	cat. HD2
	7 x Cushion PHILIA seat	CSHD - PHL000 - XXX	+	
	7 x PHILIA 101 backrest	PHL101-XX-XX	+	
	5 x Cushion PHILIA back	CBHD - PHL - XXX	+	
	2 x Cushion PHILIA arm	CAHD - PHL - XXX		

8 PHILIA, sofa composition			Category	
 <p>562 (221 1/4)</p> <p>345 (135 7/8)</p> <p>166 (65 1/2)</p> <p>115 (45 1/4)</p> <p>166 (65 1/2)</p>	1 x PHILIA 204 2-seater right deck module	PHL204-XX	+	cat. HD1
	1 x PHILIA 302 3-seater right module	PHL302-XX	+	cat. HD2
	5 x Cushion PHILIA seat	CSHD - PHL000 - XXX	+	
	1 x PHILIA 900 coffee table	PHL900-XX		
	1 x PHILIA 400 2-seater central chaise longue	PHL400-XX		
	2 x Cushion PHILIA seat chaise longue	CCLHD - PHL000 - XXX		
	7 x PHILIA 101 backrest	PHL101-XX-XX		
	7 x Cushion PHILIA back	CBHD - PHL - XXX		

RODA Fabrics


DEW Cat. 1 / Cat. hydro 1




T27 STEEL




T28 SAND




T31 WHITE



T36 MOLE



T37 GUN



T43 SKY




T49 TURQUOISE




T58 DENIM



T59 NAVY



T45 LIME



T44 KIWI



T47 LEMON




T49 ORANGE




T57 RUST

SHORE Cat. 1 / Cat. hydro 1



S21 WHITE



S25 STEEL




S26 STONE




S23 SAND




S28 NUT



S33 RUST



S35 OLIVE



S36 NAVY


ECO Cat. 1 / Cat. hydro 1



C01 GRAPHITE




C02 STONE



C03 SAND



C04 RUST



C05 MINT



C06 GRASS



C07 NAVY




C08 DENIM

OXFORD
Cat. 2 / Cat. hydro 2




G01 MOLE G02 KIWI G03 RUST G04 PEACOCK G05 BLACK

ALLEGRO
Cat. 2 / Cat. hydro 2



U07 WHITE U03 SAND U08 MOLE U09 STEEL U04 PEACOCK U02 GRASS U06 WHEAT U05 ORANGE

LANE
Cat. 2 / Cat. hydro 2




L01 MOLE/SAND L02 CURRY/SAND L03 GRASS/SKY L05 BLACK/SAND L09 STEEL/SAND L10 STONE/MOLE



U01 FUCSIA

PARK
Cat. 2 / Cat. hydro 2




K01 SAND K02 MOLE K04 SKY K05 GRASS K06 NAVY K08 WHITE K09 STEEL K12 ICE

BOUQUET
Cat. 2 / Cat. hydro 2




Q11 WHITE Q12 SAND Q15 BLUE Q14 GRASS Q13 BRICK

DOMINO
Cat. 2 / Cat. hydro 2



M01 GREY M02 SAND M03 RUST M04 GRASS M05 SKY M06 BLUE

SCALA
Cat. 2 / Cat. hydro 2



Y01 PEACH Y02 OIL Y03 PEACOCK